







Fitting Instructions for OCG0005 Oil Cooler Guard
Oil Cooler Guard - BMW S1000RR/R 2010-



**In This Kit There Should Be.
1x Radiator Guard.
6 x Cable/Zip Ties.
2x 100mm Lengths of Foam.**



- To fit the oil cooler guard to the bike cut the foam strips provided into 10mm wide pieces and stick them to the back of the oil cooler guard, so that they sit between the oil cooler guard and the oil cooler itself. The two cable ties go through the slots at the top of the oil cooler guard and around the mounting brackets of the oil cooler. At the bottom use the remaining cable ties to tie the oil cooler guard to the bottom mount of the oil cooler.
- Extra cable ties have been included in the kit in case of any future requirements.

CONSUMER NOTICE

The catalogue description and any exhibition of samples are only broad indications of the Products and R&G may make design changes which do not diminish their performance or visual appeal and supplying them in such state shall conform to the order. The Buyer acknowledges no

R&G Racing
Unit 1, Shelleys Lane, East Worldham, Alton, Hampshire, GU34 3AQ
Tel: +44 (0)1420 89007 Fax: +44 (0)1420 87301 www.rg-racing.com Email: info@rg-racing.com



representation or warranty (other than as to title) has been given or will apply to the Products other than those in R&G's order or confirmation and the Buyer confirms it has chosen the Products as being of merchantable quality and suitable for its particular purposes. Where R&G fits the Products or undertakes other services it shall exercise reasonable skill and care and rectify any fault free of charge unless the workmanship has been disturbed. The Buyer is responsible for ensuring that the warranty on the motorcycle is not affected by the fitting of the Products. On return of any defective Products R&G shall at its option either supply a replacement or refund the purchase money but shall not be liable if the Products have been modified or used or maintained otherwise than in accordance with R&G's or manufacturer's instructions and good engineering practice or if the defect arises from accident or neglect.

Other than identified above and subject to R&G not limiting its liability for causing death and personal injury, it shall not be liable for indirect or consequential loss and otherwise its liability shall be limited to the amounts paid by the Buyer for the Products or the fitting or service concerned. These terms do not affect the Buyer's statutory rights.

R&G RACING RETURNS POLICY (NON-FAULTY GOODS)

Returns must be pre-authorized (if not pre-authorized the return will be rejected). Goods may only be returned direct to us if they were purchased direct from us (customer must prove if necessary). Otherwise to be returned to original vendor. Goods must be in re-sellable condition, in the opinion of R&G Racing. All returns are subject to a 25% restocking and handling fee (25% of the gross value exc. P&P – at the prevailing price at time of purchase). The customer must pay any and all carriage charges. No returns of discontinued products, unless within 14 days of purchase. This policy does not affect your statutory rights and does not refer to faulty goods.

R&G Racing




Unit 1, Shelleys Lane, East Worldham, Alton, Hampshire, GU34 3AQ

Tel: +44 (0)1420 89007 Fax: +44 (0)1420 87301 www.rg-racing.com Email: info@rg-racing.com



FRANCE

Instructions de montage de Oil Cooler Guard - BMW S1000RR/R 2010-



Ce kit contient
1x Protection de radiateur
6 x Colliers de serrage
2x longueurs de 100mm de mousse.




- Pour fixer la protection de radiateur sur la moto, vous devez couper des morceaux de mousse de 10 mm et les coller sur l'arrière de l'armature de la protection (de manière à ce qu'ils soient positionnés entre le radiateur et la protection R&G). Utiliser les colliers de serrage pour maintenir la protection sur la moto. Deux colliers de serrage seront à positionner sur les deux fixations supérieures de la protection et entoureront les pattes de maintien du radiateur sur la moto. Pour la fixation du bas utiliser les vis et points de fixations d'origine pour maintenir la protection sur la moto.

R&G Racing
Unit 1, Shelleys Lane, East Worldham, Alton, Hampshire, GU34 3AQ
Tel: +44 (0)1420 89007 Fax: +44 (0)1420 87301 www.rg-racing.com Email: info@rg-racing.com



Montageanleitung für den OCG0005 Ölkühlerschutz
Ölkühlerschutz- BMW S1000RR/R 2010-

Oil Cooler Guard - BMW S1000RR-R 2010-



Dieser Kit enthält:
1x Ölkühlerschutz
6 x Kabelbinder
2x 100mm Schaumstoffstreifen

- Um den Ölkühlerschutz am Motorrad zu montieren, schneiden Sie zuerst die mitgelieferten Schaumstoffstreifen in 10 mm breiten Streifen und kleben Sie diese auf der Rückseite des Ölkühlerschutzes, so dass sie zwischen dem Ölkühlerschutz und dem Ölkühler angebracht sind.

R&G Racing
Unit 1, Shelleys Lane, East Worldham, Alton, Hampshire, GU34 3AQ
Tel: +44 (0)1420 89007 Fax: +44 (0)1420 87301 www.rg-racing.com Email: info@rg-racing.com



Stecken Sie zwei Kabelbinder durch die Schlitzte oben auf dem Ölkühlerschutz und diese anschließend um die Ölkühlerhalterungen herum wickeln. Verwenden Sie die restlichen Kabelbinder unten, um den Ölkühlerschutz an der unteren Halterung des Ölkühlers zu fixieren.

- Einige Ersatzkabelbinder sind im Kit enthalten.

R&G Racing

Unit 1, Shelleys Lane, East Worldham, Alton, Hampshire, GU34 3AQ

Tel: +44 (0)1420 89007 Fax: +44 (0)1420 87301 www.rg-racing.com Email: info@rg-racing.com